

Signify Classified - Internal
Cooper Lighting Solutions Photometric Lab
1121 Highway 74 South
Peachtree City, GA 30269



Scaled data based on original data using
LM-79-08 Approved Method: Electrical and Photometric Measurements of Solid-
State Lighting Products

Test Report Prepared for
Cooper Lighting Solutions
(formerly Eaton)

Brand: McGRAW-EDISON

Report Number: P438800

Luminaire Tested: **ISW-SA1E-830-U-T3**

Issue Date: 12/10/2020

Test Information

Test Method: LM-79-08
Report Number: P438800
TEST IS SCALED FROM IESNA LM-79-08 TEST DATA (G3-2011-074-8)
Test Lab: INNOVATION CENTER
Issue Date: 12/10/2020
Manufacturer: COOPER LIGHTING SOLUTIONS (FORMERLY EATON)
Product Line: McGRAW-EDISON
Catalog Number: ISW-SA1E-830-U-T3
Description: IMPACT ELITE LED WEDGE LUMINAIRE
(1) 80 CRI, 3000K, 1050mA LIGHTSQUARE WITH 16 LEDS AND TYPE III OPTICS
Light Source: -
Ballast/Driver: ELECTRONIC DRIVER

Summary

Lumens per Lamp: N/A
Luminaire Lumens: 5617 lumens
Efficiency: N/A
Efficacy: 96.5 lumens/watt
Luminous Opening: Rectangular (W 0.5' x L: 0.5' x H: 0')
IES Classification: Type III - Medium
BUG Rating: B1 - U0 - G2

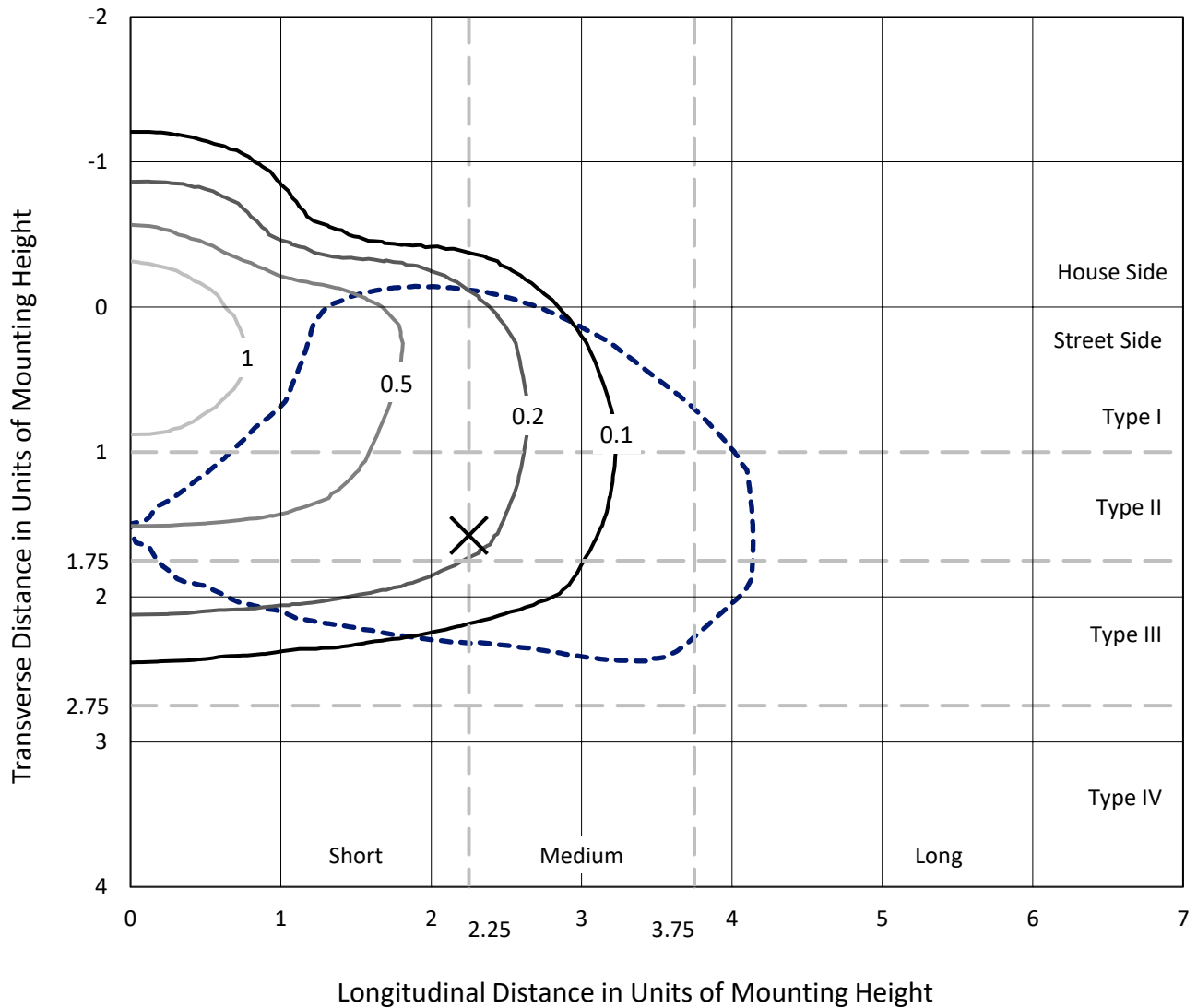
Input Watts (W): 58.2
Input Voltage (V): NR
Input Current (Ain): NR
Voltage Rise (V): NR
Power Factor: NR
Total Harmonic Distortion (THDi): NR
Frequency (hertz): 60
Stabilization Time: NR
Operation Time: NR
Ambient Temperature (°C): NR
Test Distance: 28.75 FT



REPORT NUMBER: P438800
 CATALOG NUMBER: ISW-SA1E-830-U-T3

Iso-Footcandle Lines of Horizontal Illumination

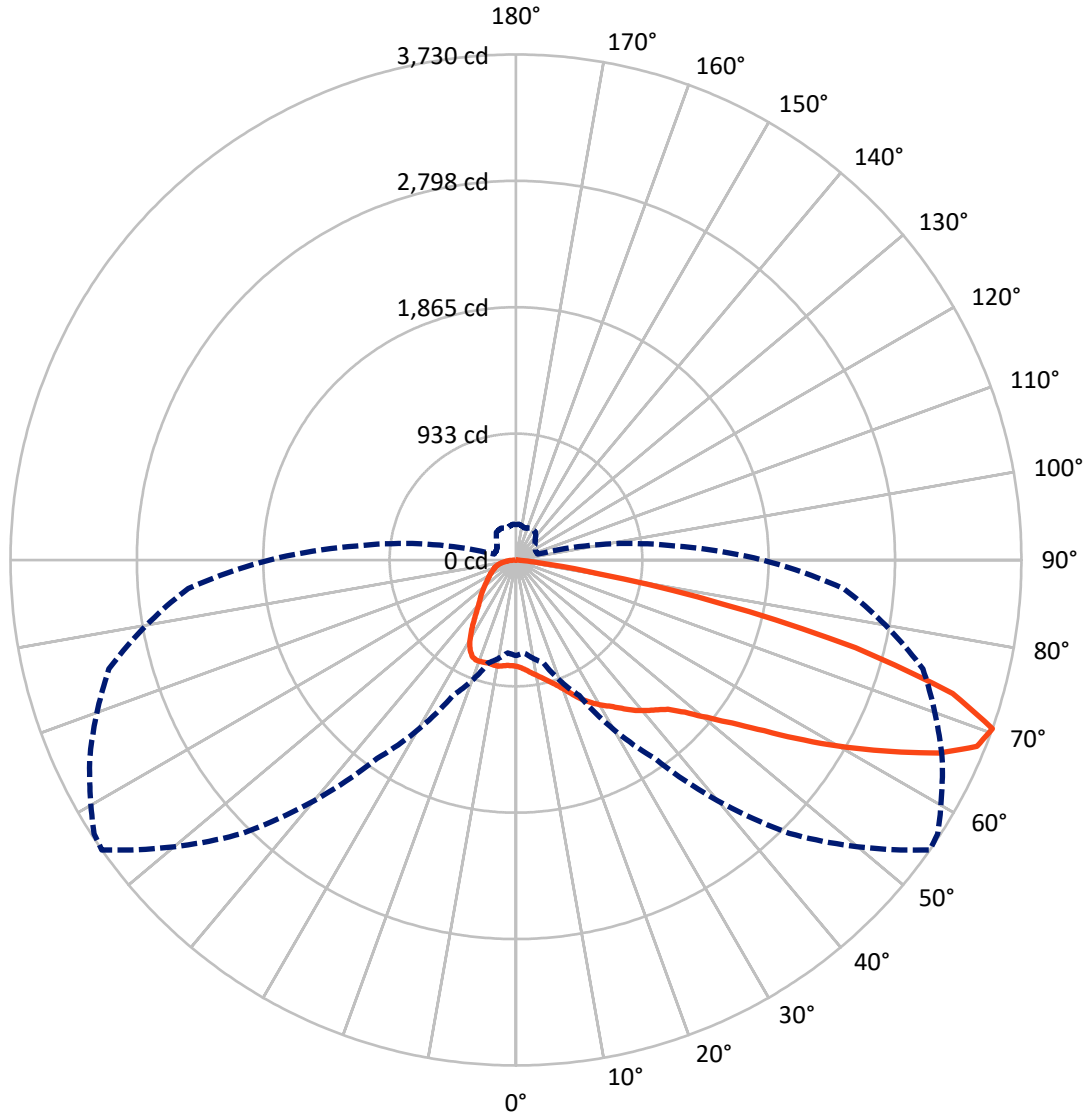
✕ Max cd
 - - - 1/2 Max cd



Based on 25 foot mounting height. Maximum calculated value = 1.4 fc
 Type III - Medium - N/A

REPORT NUMBER: P438800
CATALOG NUMBER: ISW-SA1E-830-U-T3

Luminous Intensity Polar Plot



— Vertical Plane Through 55-Deg Lateral - - - Horizontal Cone Through 70-Deg Vertical

REPORT NUMBER: P438800
 CATALOG NUMBER: ISW-SA1E-830-U-T3

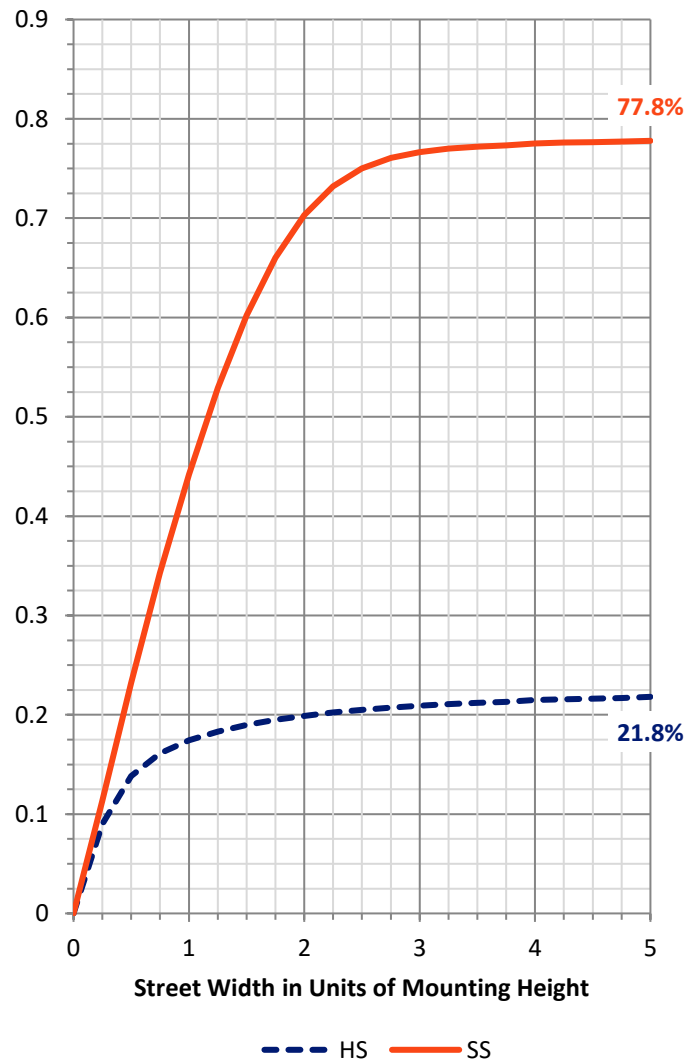
FLUX DISTRIBUTION:

		Downward	Upward	Total
House Side	Lumens	1242.4	0.0	1242.4
	% Fixture	22.1	0.0	22.1
Street Side	Lumens	4374.6	0.0	4374.6
	% Fixture	77.9	0.0	77.9
Total	Lumens	5617.0	0.0	5617.0
	% Fixture	100.0	0.0	100.0

Coefficient of Utilization

ZONAL LUMENS:

Zone	Lumens	% Fixture
0°-10°	77.3	1.4
10°-20°	245.9	4.4
20°-30°	427.6	7.6
30°-40°	602.8	10.7
40°-50°	798.9	14.2
50°-60°	1163.9	20.7
60°-70°	1452.5	25.9
70°-80°	773.6	13.8
80°-90°	74.5	1.3
90°-100°	0.0	0.0
100°-110°	0.0	0.0
110°-120°	0.0	0.0
120°-130°	0.0	0.0
130°-140°	0.0	0.0
140°-150°	0.0	0.0
150°-160°	0.0	0.0
160°-170°	0.0	0.0
170°-180°	0.0	0.0
0°-90°	5617.0	100.0
0°-180°	5617.0	100.0



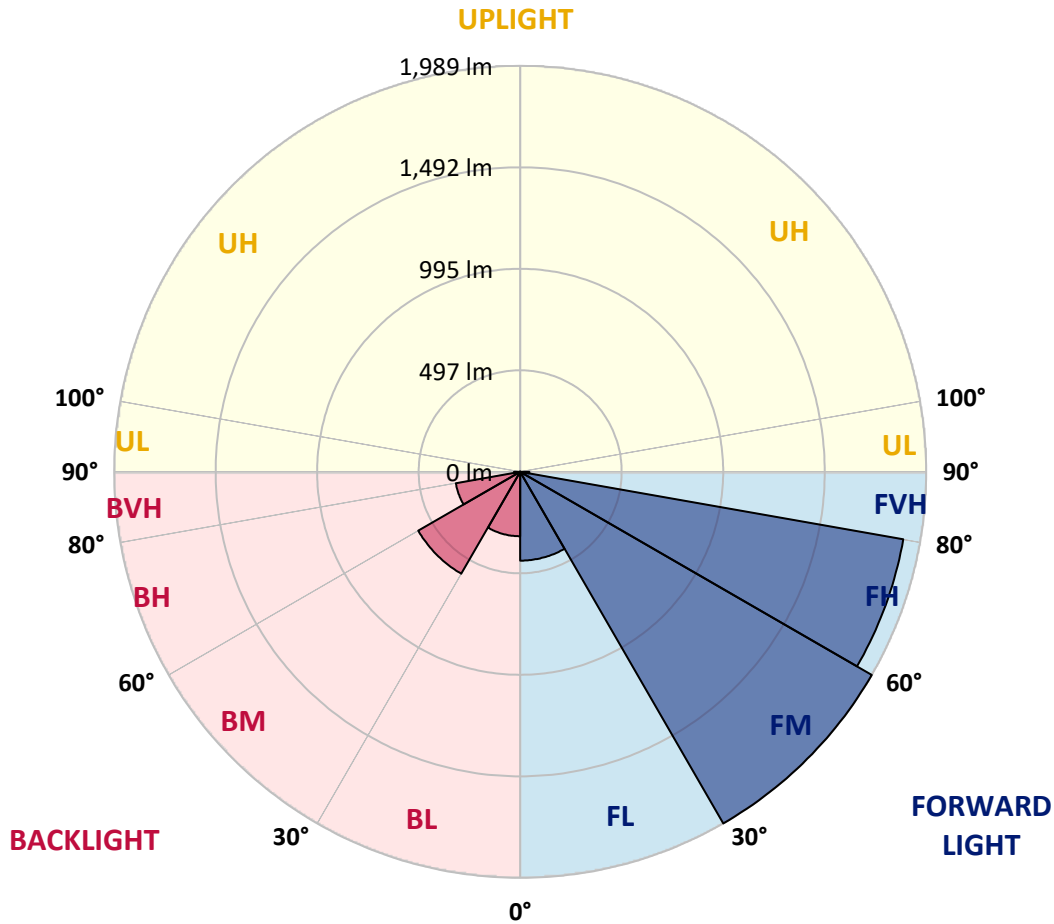
REPORT NUMBER: P438800
 CATALOG NUMBER: ISW-SA1E-830-U-T3

LUMINAIRE CLASSIFICATION SYSTEM LUMEN TABLE AND BUG RATING:

Zone	Lumens	% Fixture	Zone Rating/Lumen Limit		
			B	U	G
FL (0°-30°)	435.1	7.7			
FM (30°-60°)	1989.2	35.4			
FH (60°-80°)	1905.8	33.9			G2/5000
FVH (80°-90°)	44.5	0.8			G1/100
BL (0°-30°)	315.7	5.6	B1/500		
BM (30°-60°)	576.5	10.3	B1/1000		
BH (60°-80°)	320.2	5.7	B1/500		G1/500
BVH (80°-90°)	30.0	0.5			G1/100
UL (90°-100°)	0.0	0.0		U0/0	
UH (100°-180°)	0.0	0.0		U0/0	

BUG Rating: B1-U0-G2

Type III Medium





REPORT NUMBER: P438800
 CATALOG NUMBER: ISW-SA1E-830-U-T3

CANDELA DISTRIBUTION (FULL):

	0°	5°	15°	25°	35°	45°	55°	57°	65°	75°	85°
0°	784.4	784.4	784.4	784.4	784.4	784.4	784.4	784.4	784.4	784.4	784.4
2.5°	810.7	808.7	808.7	806.7	804.7	802.6	798.6	794.5	794.5	790.5	790.5
5°	830.9	826.9	828.9	826.9	826.9	822.8	816.8	816.8	814.8	804.7	796.6
7.5°	851.2	849.1	849.1	851.2	849.1	845.1	843.1	841.0	833.0	820.8	808.7
10°	879.5	879.5	879.5	877.4	877.4	873.4	867.3	867.3	857.2	843.1	828.9
12.5°	921.9	919.9	917.9	917.9	911.8	903.7	897.7	897.7	891.6	869.3	851.2
15°	970.4	964.4	960.3	960.3	952.2	938.1	932.0	934.0	928.0	901.7	875.4
17.5°	1019.0	1019.0	1014.9	1004.8	994.7	984.6	970.4	974.5	968.4	942.1	907.8
20°	1063.4	1059.4	1059.4	1053.3	1039.2	1027.0	1019.0	1016.9	1012.9	984.6	944.2
22.5°	1112.0	1109.9	1103.9	1099.8	1089.7	1083.7	1079.6	1079.6	1063.4	1025.0	972.5
25°	1170.6	1168.6	1168.6	1152.4	1144.3	1134.2	1140.3	1134.2	1126.1	1069.5	1002.8
27.5°	1229.2	1229.2	1227.2	1219.1	1196.9	1190.8	1194.9	1190.8	1188.8	1112.0	1031.1
30°	1291.9	1289.9	1283.8	1281.8	1259.5	1243.4	1241.4	1233.3	1233.3	1150.4	1051.3
32.5°	1344.5	1342.4	1346.5	1338.4	1324.2	1302.0	1287.9	1287.9	1273.7	1188.8	1075.6
35°	1393.0	1397.0	1397.0	1393.0	1380.9	1358.6	1344.5	1348.5	1328.3	1223.2	1105.9
37.5°	1447.6	1443.5	1437.5	1433.4	1417.2	1407.1	1407.1	1411.2	1380.9	1259.5	1146.3
40°	1459.7	1469.8	1484.0	1467.8	1459.7	1457.7	1461.7	1451.6	1421.3	1316.2	1215.1
42.5°	1484.0	1492.0	1518.3	1512.3	1506.2	1512.3	1512.3	1498.1	1484.0	1393.0	1308.1
45°	1544.6	1558.8	1579.0	1581.0	1579.0	1589.1	1570.9	1568.9	1566.9	1504.2	1433.4
47.5°	1611.3	1627.5	1674.0	1667.9	1690.2	1710.4	1678.0	1676.0	1682.1	1651.8	1593.1
50°	1690.2	1706.4	1765.0	1787.2	1847.9	1884.3	1825.6	1799.4	1841.8	1839.8	1795.3
52.5°	1781.2	1801.4	1841.8	1918.6	2021.7	2060.2	1997.5	1975.2	2025.8	2050.0	2009.6
55°	1843.8	1860.0	1922.7	2042.0	2209.8	2260.3	2223.9	2203.7	2258.3	2278.5	2236.0
57.5°	1866.1	1870.1	1963.1	2151.1	2383.6	2513.0	2507.0	2492.8	2470.6	2521.1	2509.0
60°	1827.7	1849.9	1969.2	2199.7	2539.3	2783.9	2806.2	2773.8	2745.5	2757.7	2717.2
62.5°	1777.1	1795.3	1920.7	2205.7	2644.4	3028.6	3111.5	3075.1	3004.3	2972.0	2876.9
65°	1599.2	1599.2	1722.5	2082.4	2626.2	3228.7	3432.9	3370.2	3240.9	3125.6	2870.9
67.5°	1223.2	1217.1	1336.4	1710.4	2369.5	3248.9	3669.5	3637.1	3428.9	3184.2	2757.7
70°	705.6	687.4	786.5	1103.9	1789.2	2852.7	3730.1	3711.9	3471.3	3109.4	2428.1
72.5°	244.6	260.8	325.5	469.0	984.6	2054.1	3370.2	3408.7	3269.2	2824.4	1951.0
75°	127.4	127.4	149.6	204.2	416.5	1059.4	2589.9	2709.1	2739.5	2363.4	1393.0
77.5°	93.0	95.0	107.2	131.4	198.1	406.4	1554.7	1667.9	1896.4	1627.5	804.7
80°	62.7	64.7	76.8	86.9	121.3	157.7	620.7	681.3	940.1	727.8	311.3
82.5°	46.5	48.5	48.5	50.5	66.7	72.8	163.8	202.2	323.5	216.3	111.2
85°	10.1	10.1	20.2	20.2	20.2	20.2	36.4	40.4	60.7	64.7	36.4
87.5°	0.0	0.0	0.0	0.0	2.0	2.0	4.0	4.0	4.0	6.1	6.1
90°	0.0	0.0	0.0	0.0	0.0	0.0	0.0	0.0	0.0	0.0	0.0



REPORT NUMBER: P438800
 CATALOG NUMBER: ISW-SA1E-830-U-T3

CANDELA DISTRIBUTION (continued):

	90°	95°	105°	115°	125°	135°	145°	155°	165°	175°	180°
0°	784.4	784.4	784.4	784.4	784.4	784.4	784.4	784.4	784.4	784.4	784.4
2.5°	788.5	786.5	784.4	782.4	780.4	778.4	776.3	778.4	778.4	782.4	784.4
5°	794.5	788.5	786.5	782.4	780.4	780.4	780.4	782.4	784.4	786.5	788.5
7.5°	804.7	802.6	796.6	788.5	786.5	786.5	782.4	782.4	782.4	786.5	786.5
10°	822.8	816.8	808.7	800.6	794.5	782.4	772.3	764.2	768.3	774.3	774.3
12.5°	843.1	833.0	822.8	808.7	792.5	772.3	762.2	764.2	764.2	770.3	772.3
15°	869.3	861.3	839.0	814.8	786.5	770.3	766.2	762.2	762.2	766.2	770.3
17.5°	897.7	883.5	855.2	818.8	790.5	772.3	764.2	748.0	740.0	737.9	742.0
20°	923.9	907.8	869.3	822.8	794.5	770.3	742.0	715.7	695.5	691.4	687.4
22.5°	946.2	926.0	879.5	830.9	794.5	750.1	701.5	663.1	634.8	626.7	630.8
25°	970.4	940.1	891.6	839.0	780.4	709.6	642.9	596.4	568.1	556.0	556.0
27.5°	990.7	960.3	903.7	833.0	744.0	655.0	578.2	531.7	509.5	497.3	495.3
30°	1008.8	976.5	928.0	814.8	691.4	580.2	513.5	481.2	467.0	452.9	454.9
32.5°	1033.1	1004.8	946.2	776.3	620.7	511.5	461.0	444.8	430.6	420.5	424.6
35°	1067.5	1051.3	952.2	727.8	547.9	463.0	428.6	410.4	398.3	384.1	384.1
37.5°	1116.0	1101.8	932.0	655.0	483.2	426.6	402.3	378.1	357.8	341.7	337.6
40°	1174.6	1154.4	897.7	574.2	432.7	402.3	380.1	349.8	321.5	299.2	295.2
42.5°	1267.6	1209.0	847.1	491.3	396.3	382.1	351.8	313.4	285.1	268.9	264.8
45°	1366.7	1271.7	774.3	420.5	368.0	357.8	323.5	285.1	264.8	252.7	250.7
47.5°	1492.0	1340.4	705.6	368.0	335.6	333.6	293.2	268.9	252.7	244.6	242.6
50°	1657.8	1427.4	636.8	327.5	307.3	301.2	279.0	258.8	246.7	240.6	238.6
52.5°	1849.9	1528.4	582.3	297.2	281.0	277.0	270.9	254.7	246.7	240.6	238.6
55°	2031.9	1633.6	523.6	268.9	258.8	262.8	266.9	254.7	248.7	244.6	240.6
57.5°	2232.0	1722.5	456.9	246.7	240.6	250.7	262.8	256.8	252.7	246.7	244.6
60°	2355.3	1785.2	368.0	226.4	226.4	240.6	256.8	252.7	244.6	244.6	244.6
62.5°	2409.9	1775.1	291.1	206.2	210.3	228.5	246.7	242.6	236.5	246.7	246.7
65°	2339.2	1659.9	236.5	188.0	194.1	212.3	236.5	236.5	236.5	252.7	252.7
67.5°	2155.2	1486.0	194.1	171.8	177.9	200.2	236.5	250.7	248.7	266.9	266.9
70°	1819.6	1178.7	167.8	159.7	167.8	200.2	250.7	258.8	244.6	264.8	260.8
72.5°	1386.9	822.8	149.6	147.6	157.7	194.1	252.7	248.7	230.5	236.5	230.5
75°	911.8	499.4	131.4	135.5	139.5	171.8	240.6	232.5	210.3	206.2	202.2
77.5°	501.4	250.7	115.2	121.3	121.3	145.6	218.3	200.2	182.0	171.8	167.8
80°	200.2	127.4	101.1	107.2	99.1	117.3	163.8	155.7	139.5	131.4	127.4
82.5°	91.0	70.8	84.9	89.0	74.8	86.9	121.3	117.3	105.1	91.0	86.9
85°	34.4	40.4	64.7	60.7	52.6	50.5	68.7	62.7	50.5	40.4	40.4
87.5°	4.0	8.1	16.2	22.2	12.1	8.1	4.0	2.0	2.0	0.0	0.0
90°	0.0	0.0	0.0	0.0	0.0	0.0	0.0	0.0	0.0	0.0	0.0

Cooper Lighting Solutions Photometric Lab
1121 Highway 74 South
Peachtree City, GA 30269



LM-79-2019: Approved Method: Electrical and Photometric Measurements of Solid-State Lighting Products

Report Prepared for

Cooper Lighting Solutions

MCGRAW EDISON

Report Number: SP1-2408-195-9

Test Date: 08/07/2024

Luminaire Tested: GALN-SB1A-830-U-5WQ

Data in this report applies to families of products including GALN-SB1A-830-U-5WQ.

Test Information

Test Method: LM-79-2019
 Report Number: SP1-2408-195-9
 Test Lab: COOPER LIGHTING SOLUTIONS
 Photometer: SP1 - 76IN SPHERE
 Measurement Geometry: 4π
 Issue Date: 08/07/2024
 Manufacturer: COOPER LIGHTING SOLUTIONS
 Product Line: MCGRAW EDISON
 Catalog Number: **GALN-SB1A-830-U-5WQ**
 Description: GALLEON AREA AND ROADWAY LUMINAIRE. (1) 80 CRI, 3000K, 350MA HIGH DENSITY LIGHTSQUARE WITH 26 LEDS AND TYPE V WIDE OPTICS

Spectral Parameters

CCT (K): 3050
 CIE u': 0.2476
 CIE v': 0.5251
 Duv: 0.0034
 CIE x: 0.4383
 CIE y: 0.4131
 CIE z: 0.1487
 Peak Wavelength (nm): 603
 Dominant Wavelength (nm): 581
 Purity: 55.55201
 Rf: 81.5
 Rg: 99.2

CRI (Ra):	81.0		
R1:	79.6	R9:	7.1
R2:	85.6	R10:	67.0
R3:	92.0	R11:	82.7
R4:	82.6	R12:	63.2
R5:	78.9	R13:	80.3
R6:	81.7	R14:	95.0
R7:	85.2	R15:	71.7
R8:	62.0		



Test Conditions

Stabilization Time: 20M
 Operation Time: 1H 20M
 Sphere Temperature (°C): 24.2

REPORT NUMBER: SP1-2408-195-9

Measurement and Test Equipment			
Instrument	Identification Number	Calibration Date	Calibration Due Date
Photometer	IN0058	6/18/2024	12/18/2024
Power Meter	INXT2011004	2/8/2024	2/8/2025
AC Power Source	IN0063	10/24/2023	10/24/2024
DC Power Source	IN0208	10/24/2023	10/24/2024
Sphere Thermometer	IN0085	10/24/2023	10/24/2024
Room Thermometer	IN0046	10/24/2023	10/24/2024

REPORT NUMBER: SP1-2408-195-9

CIE 1931 Chromaticity Diagram



CIE 1931 Chromaticity Diagram with 2017 ANSI 7-Step and 4-Step Quadrangles



CCT = 3050K
 CIE x = 0.4383
 CIE y = 0.4131
 Duv = 0.0034

Point lies inside the ANSI 3000K 4-step quadrangle

REPORT NUMBER: SP1-2408-195-9

Photopic Flux vs. Wavelength



Photopic Lumens: NR

λ (nm)	Power W [^] /nm	Lumens (ϕ /nm)	λ (nm)	Power W [^] /nm	Lumens (ϕ /nm)	λ (nm)	Power W [^] /nm	Lumens (ϕ /nm)	λ (nm)	Power W [^] /nm	Lumens (ϕ /nm)	λ (nm)	Power W [^] /nm	Lumens (ϕ /nm)
360	0	NR	490	168	NR	620	940	NR	750	35	NR	880	1	NR
365	0	NR	495	233	NR	625	897	NR	755	30	NR	885	1	NR
370	0	NR	500	300	NR	630	847	NR	760	26	NR	890	1	NR
375	0	NR	505	372	NR	635	790	NR	765	22	NR	895	1	NR
380	0	NR	510	430	NR	640	730	NR	770	19	NR	900	1	NR
385	0	NR	515	483	NR	645	668	NR	775	16	NR	905	1	NR
390	0	NR	520	524	NR	650	605	NR	780	14	NR	910	0	NR
395	2	NR	525	555	NR	655	545	NR	785	12	NR	915	0	NR
400	4	NR	530	581	NR	660	485	NR	790	10	NR	920	0	NR
405	7	NR	535	604	NR	665	430	NR	795	9	NR	925	0	NR
410	17	NR	540	623	NR	670	378	NR	800	8	NR	930	0	NR
415	34	NR	545	645	NR	675	331	NR	805	7	NR	935	0	NR
420	68	NR	550	667	NR	680	290	NR	810	6	NR	940	0	NR
425	128	NR	555	693	NR	685	251	NR	815	5	NR	945	0	NR
430	214	NR	560	719	NR	690	218	NR	820	4	NR	950	0	NR
435	339	NR	565	754	NR	695	188	NR	825	4	NR	955	0	NR
440	507	NR	570	791	NR	700	162	NR	830	3	NR	960	0	NR
445	573	NR	575	830	NR	705	139	NR	835	3	NR	965	0	NR
450	356	NR	580	873	NR	710	119	NR	840	3	NR	970	0	NR
455	217	NR	585	913	NR	715	102	NR	845	2	NR	975	0	NR
460	168	NR	590	948	NR	720	88	NR	850	2	NR	980	0	NR
465	113	NR	595	974	NR	725	76	NR	855	2	NR	985	0	NR
470	85	NR	600	994	NR	730	65	NR	860	1	NR	990	0	NR
475	85	NR	605	998	NR	735	55	NR	865	1	NR	995	0	NR
480	94	NR	610	994	NR	740	47	NR	870	1	NR	1000	0	NR
485	120	NR	615	973	NR	745	41	NR	875	1	NR			

REPORT NUMBER: SP1-2408-195-9

Scotopic Flux vs. Wavelength



Scotopic Lumens: NR

S/P: 1.27

λ (nm)	Power W [^] /nm	Lumens (φ/nm)	λ (nm)	Power W [^] /nm	Lumens (φ/nm)	λ (nm)	Power W [^] /nm	Lumens (φ/nm)	λ (nm)	Power W [^] /nm	Lumens (φ/nm)	λ (nm)	Power W [^] /nm	Lumens (φ/nm)
360	0	NR	490	168	NR	620	940	NR	750	35	NR	880	1	NR
365	0	NR	495	233	NR	625	897	NR	755	30	NR	885	1	NR
370	0	NR	500	300	NR	630	847	NR	760	26	NR	890	1	NR
375	0	NR	505	372	NR	635	790	NR	765	22	NR	895	1	NR
380	0	NR	510	430	NR	640	730	NR	770	19	NR	900	1	NR
385	0	NR	515	483	NR	645	668	NR	775	16	NR	905	1	NR
390	0	NR	520	524	NR	650	605	NR	780	14	NR	910	0	NR
395	2	NR	525	555	NR	655	545	NR	785	12	NR	915	0	NR
400	4	NR	530	581	NR	660	485	NR	790	10	NR	920	0	NR
405	7	NR	535	604	NR	665	430	NR	795	9	NR	925	0	NR
410	17	NR	540	623	NR	670	378	NR	800	8	NR	930	0	NR
415	34	NR	545	645	NR	675	331	NR	805	7	NR	935	0	NR
420	68	NR	550	667	NR	680	290	NR	810	6	NR	940	0	NR
425	128	NR	555	693	NR	685	251	NR	815	5	NR	945	0	NR
430	214	NR	560	719	NR	690	218	NR	820	4	NR	950	0	NR
435	339	NR	565	754	NR	695	188	NR	825	4	NR	955	0	NR
440	507	NR	570	791	NR	700	162	NR	830	3	NR	960	0	NR
445	573	NR	575	830	NR	705	139	NR	835	3	NR	965	0	NR
450	356	NR	580	873	NR	710	119	NR	840	3	NR	970	0	NR
455	217	NR	585	913	NR	715	102	NR	845	2	NR	975	0	NR
460	168	NR	590	948	NR	720	88	NR	850	2	NR	980	0	NR
465	113	NR	595	974	NR	725	76	NR	855	2	NR	985	0	NR
470	85	NR	600	994	NR	730	65	NR	860	1	NR	990	0	NR
475	85	NR	605	998	NR	735	55	NR	865	1	NR	995	0	NR
480	94	NR	610	994	NR	740	47	NR	870	1	NR	1000	0	NR
485	120	NR	615	973	NR	745	41	NR	875	1	NR			

REPORT NUMBER: SP1-2408-195-9

Melanopic Flux vs. Wavelength



Melanopic Lumens: NR

M/P: 2.32

λ (nm)	Power W [^] /nm	Lumens (φ/nm)	λ (nm)	Power W [^] /nm	Lumens (φ/nm)	λ (nm)	Power W [^] /nm	Lumens (φ/nm)	λ (nm)	Power W [^] /nm	Lumens (φ/nm)	λ (nm)	Power W [^] /nm	Lumens (φ/nm)
360	0	NR	490	168	NR	620	940	NR	750	35	NR	880	1	NR
365	0	NR	495	233	NR	625	897	NR	755	30	NR	885	1	NR
370	0	NR	500	300	NR	630	847	NR	760	26	NR	890	1	NR
375	0	NR	505	372	NR	635	790	NR	765	22	NR	895	1	NR
380	0	NR	510	430	NR	640	730	NR	770	19	NR	900	1	NR
385	0	NR	515	483	NR	645	668	NR	775	16	NR	905	1	NR
390	0	NR	520	524	NR	650	605	NR	780	14	NR	910	0	NR
395	2	NR	525	555	NR	655	545	NR	785	12	NR	915	0	NR
400	4	NR	530	581	NR	660	485	NR	790	10	NR	920	0	NR
405	7	NR	535	604	NR	665	430	NR	795	9	NR	925	0	NR
410	17	NR	540	623	NR	670	378	NR	800	8	NR	930	0	NR
415	34	NR	545	645	NR	675	331	NR	805	7	NR	935	0	NR
420	68	NR	550	667	NR	680	290	NR	810	6	NR	940	0	NR
425	128	NR	555	693	NR	685	251	NR	815	5	NR	945	0	NR
430	214	NR	560	719	NR	690	218	NR	820	4	NR	950	0	NR
435	339	NR	565	754	NR	695	188	NR	825	4	NR	955	0	NR
440	507	NR	570	791	NR	700	162	NR	830	3	NR	960	0	NR
445	573	NR	575	830	NR	705	139	NR	835	3	NR	965	0	NR
450	356	NR	580	873	NR	710	119	NR	840	3	NR	970	0	NR
455	217	NR	585	913	NR	715	102	NR	845	2	NR	975	0	NR
460	168	NR	590	948	NR	720	88	NR	850	2	NR	980	0	NR
465	113	NR	595	974	NR	725	76	NR	855	2	NR	985	0	NR
470	85	NR	600	994	NR	730	65	NR	860	1	NR	990	0	NR
475	85	NR	605	998	NR	735	55	NR	865	1	NR	995	0	NR
480	94	NR	610	994	NR	740	47	NR	870	1	NR	1000	0	NR
485	120	NR	615	973	NR	745	41	NR	875	1	NR			

Summary

$R_f = 81.5$
 $R_g = 99.2$
 $CIE R_a = 81.0$
 $R_9 = 7.1$



Color Vector Graphics



Individual Sample Fidelity Index ($R_{f,i}$)

CES01 = 86	CES26 = 74	CES51 = 89	CES76 = 70
CES02 = 63	CES27 = 88	CES52 = 92	CES77 = 86
CES03 = 31	CES28 = 89	CES53 = 81	CES78 = 72
CES04 = 70	CES29 = 67	CES54 = 87	CES79 = 90
CES05 = 50	CES30 = 68	CES55 = 85	CES80 = 88
CES06 = 51	CES31 = 71	CES56 = 78	CES81 = 78
CES07 = 42	CES32 = 70	CES57 = 76	CES82 = 95
CES08 = 41	CES33 = 71	CES58 = 78	CES83 = 90
CES09 = 29	CES34 = 82	CES59 = 92	CES84 = 94
CES10 = 76	CES35 = 90	CES60 = 95	CES85 = 86
CES11 = 59	CES36 = 93	CES61 = 93	CES86 = 72
CES12 = 65	CES37 = 87	CES62 = 83	CES87 = 85
CES13 = 43	CES38 = 75	CES63 = 77	CES88 = 83
CES14 = 74	CES39 = 94	CES64 = 83	CES89 = 75
CES15 = 71	CES40 = 89	CES65 = 77	CES90 = 81
CES16 = 47	CES41 = 85	CES66 = 80	CES91 = 96
CES17 = 50	CES42 = 86	CES67 = 79	CES92 = 73
CES18 = 56	CES43 = 81	CES68 = 84	CES93 = 84
CES19 = 72	CES44 = 99	CES69 = 91	CES94 = 64
CES20 = 66	CES45 = 87	CES70 = 78	CES95 = 80
CES21 = 87	CES46 = 82	CES71 = 76	CES96 = 84
CES22 = 79	CES47 = 77	CES72 = 92	CES97 = 87
CES23 = 92	CES48 = 71	CES73 = 71	CES98 = 81
CES24 = 91	CES49 = 81	CES74 = 93	CES99 = 74
CES25 = 72	CES50 = 89	CES75 = 74	



Color Rendition by Hue-Angle Bin



Measure Comparisons



(END OF REPORT)